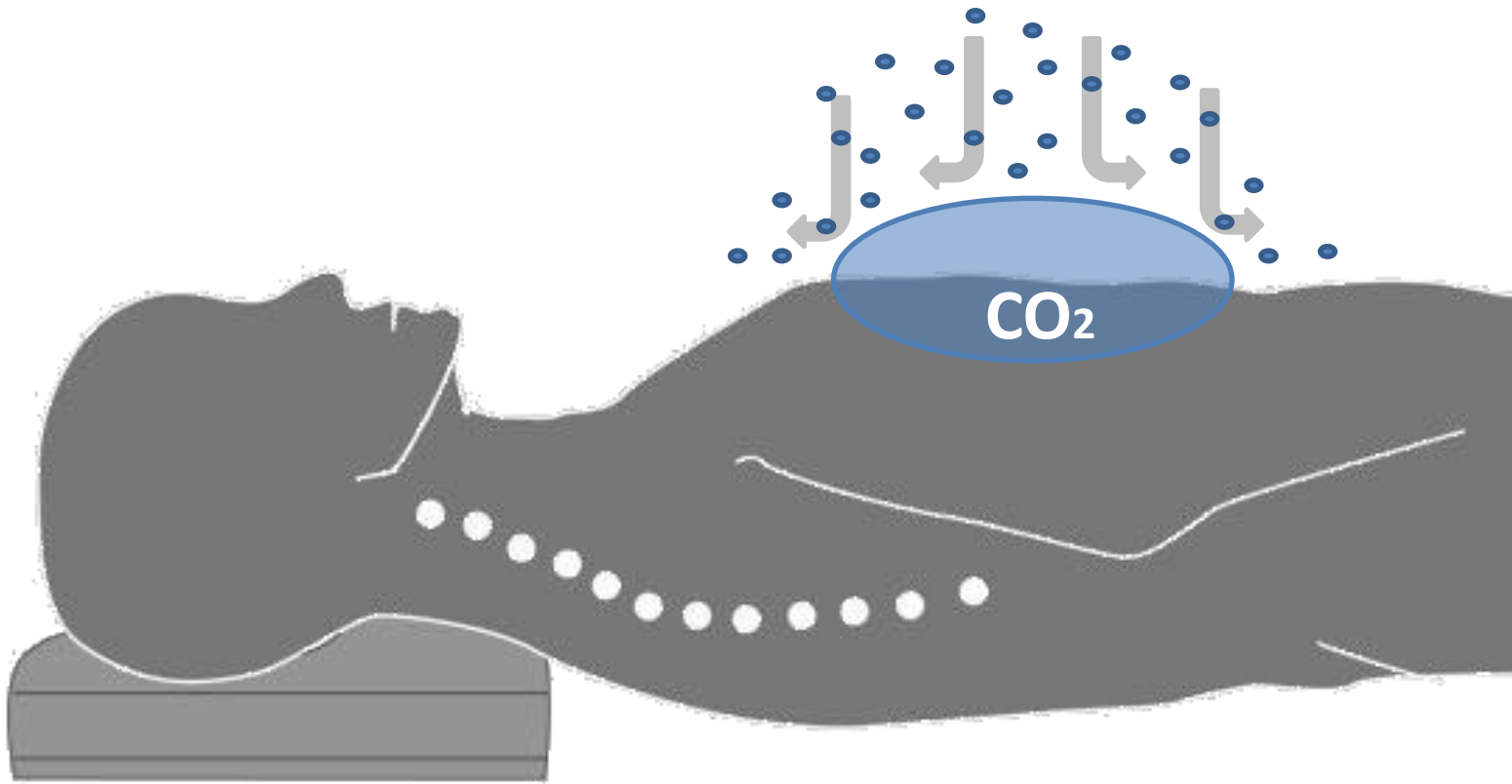


CO₂ Gas Diffuser

TEMED

Preventing air embolism and bacteriological contamination in open surgery effective!



CO₂ Gas Diffuser

TEMED

[Intraoperative CO₂ insufflation can decrease the risk of surgical site infection.](#)

Persson M, van der Linden J., Med Hypotheses. 2008;71(1):8-13:

“The open surgical wound is subjected to airborne bacterial contamination, desiccation, and heat loss that increase the bacterial load, cause superficial necrosis, and impair tissue oxygenation and cellular immune functions, respectively. The hypothesis is that topically applied carbon dioxide in the open surgical wound can be used Intra-operatively to avoid these risks, and thus help to prevent postoperative wound infection.”

[Carbon dioxide field flooding reduces neurologic impairment after open heart surgery.](#)

Martens S, Neumann K, Sodemann C, Deschka H, Wimmer-Greinecker G, Moritz A.

Ann Thorac Surg. 2008 Feb;85(2):543-7:

“Shorter P300 peak latencies after surgery indicate less brain damage in patients who underwent heart valve operations with CO₂ flooding of the thoracic cavity.”



CO₂ Gas Diffuser

TEMED

[Wound ventilation with carbon dioxide: a simple method to prevent direct airborne contamination during cardiac surgery?](#)

Persson M, van der Linden J., J Hosp Infect. 2004 Feb;56(2):131-6:

“Intraoperative wound ventilation with CO₂ using a gas-diffuser may not only prevent air embolism, but may also significantly reduce the risk of airborne contamination and postoperative wound infection in cardiac surgery.”

[Effect of CO₂ insufflation on the number and behavior of air microemboli in open-heart surgery: a randomized clinical trial.](#)

Svenarud P, Persson M, van der Linden J., Circulation. 2004 Mar 9;109(9):1127-32:

“Insufflation of CO₂ into the thoracic wound markedly decreases the incidence of microemboli.”



CO₂ Gas Diffuser

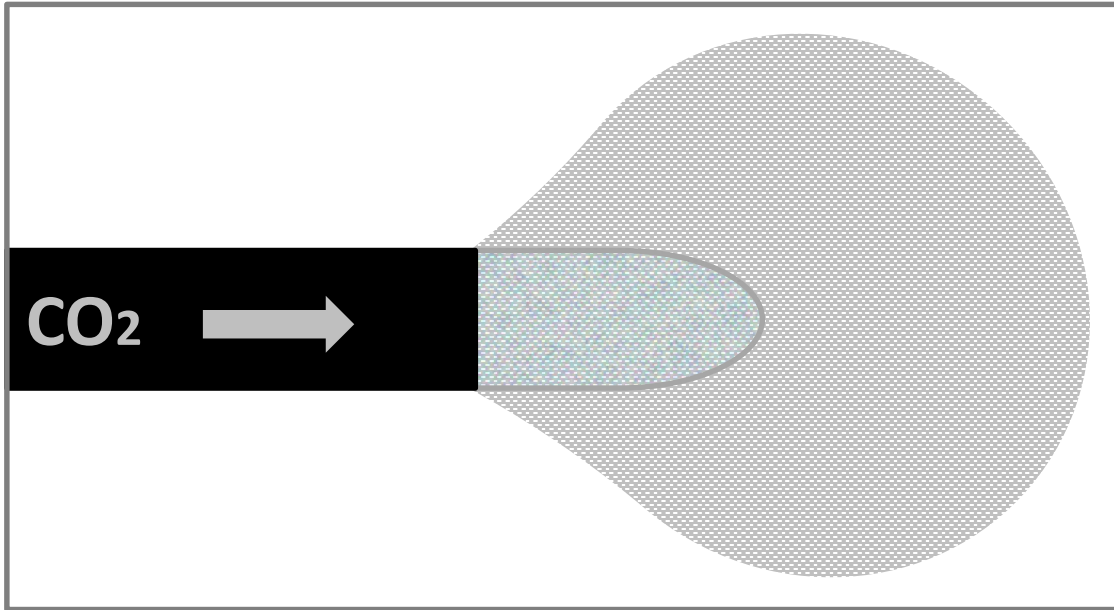
TEMED



- ✓ Innovative microporous diffuser tip for a stable CO₂ atmosphere avoiding turbulences
- ✓ Hydrophobic diffuser tip
- ✓ Optional wire reinforced for an individual and perfectly fitting placement in the surgical field
- ✓ 3,5 m Gastube with Gasfilter and ¼" connection to the gas source
- ✓ Gas flow up to 10 l/min

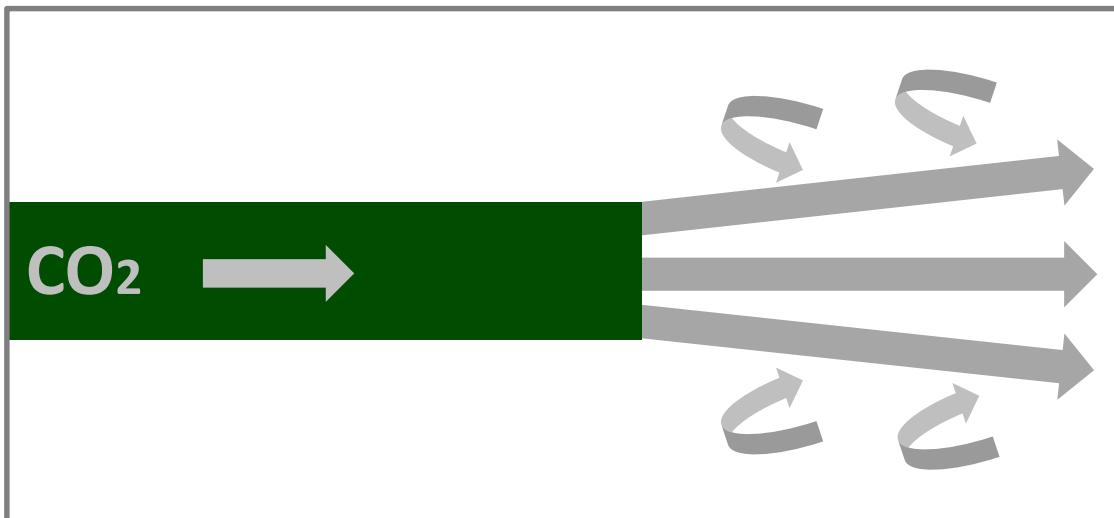
CO₂ Gas Diffuser

TEMED



TEMED

Smooth placement in the surgical field and building up a consistent CO₂ atmosphere, a stable barrier against air embolism and bacteriological contamination




Standard open tube

Uncontrolled Jetstream with the risk of turbulences, no stable barrier

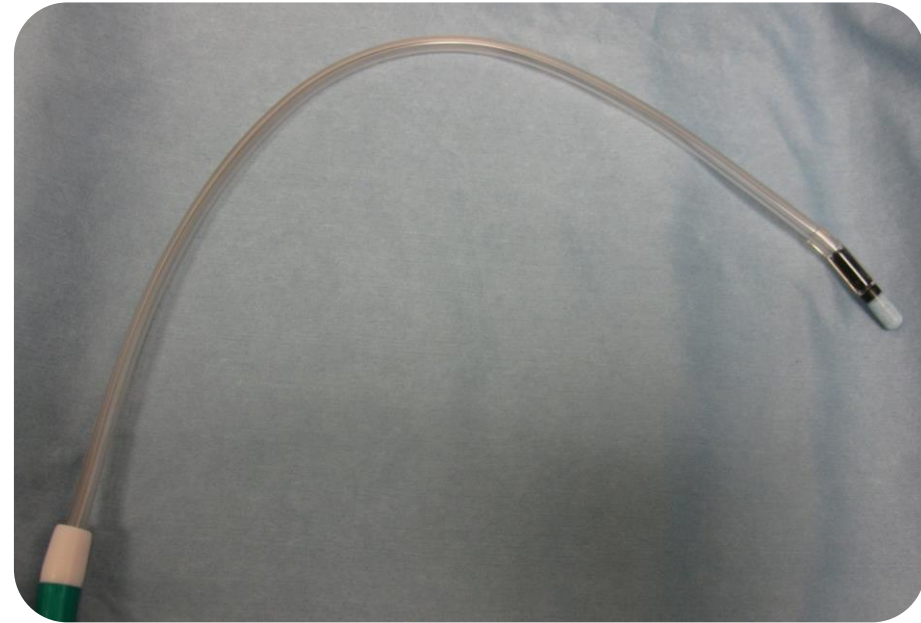
CO₂ Gas Diffuser

TEMED

P8010 TEMED I
flexible Silicone end tube



P8020 TEMED II
PVC end tube wire reinforced



Packaging: outer box 30 pieces/inner box 10 pieces